

Pre-Algebra Homework #16 – Answer Key

1) -13

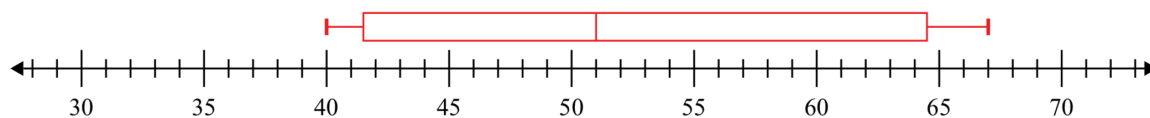
- 2) Mean: 74
Median: 72
Mode: 71
Range: 17
Interquartile Range: 9.5
Mean Absolute Deviation: 4.2

3) $\frac{5}{6}$

4) $\frac{9}{7}$

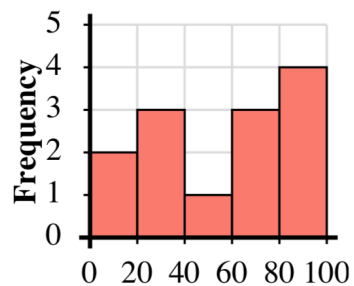
- 5) Mean: 18
Median: 15
Mode: 21
Range: 24
Interquartile Range: 8
Mean Absolute Deviation: 6

6)



- Mean: 51
Q1: 41.5
Q3: 64.5
Min: 40
Max: 67

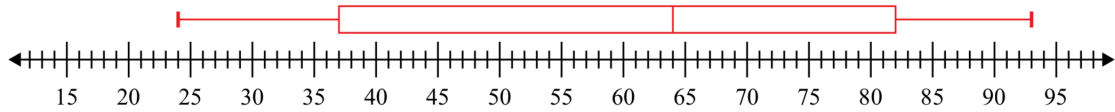
7)



Copyright © 2013 by Dr. Joseph Phillips

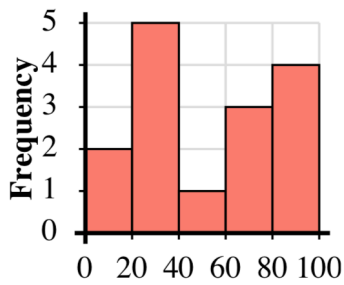
All rights reserved. No part of this publication may be reproduced, distributed, or transmitted in any form or by any means, including photocopying, recording, or other electronic or mechanical methods, without prior written permission from the author.

8)



Mean: 64
Q1: 37
Q3: 82
Min: 24
Max: 93

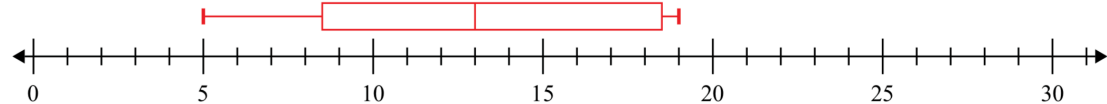
9)



10) a. = 2
b. = 4

11) a. = 2 and 4
b. = 7
c. = 21
d. bar 2

12)



Mean: 13
Q1: 8.5
Q3: 18.5
Min: 5
Max: 19

13) a. = 80-89
b. = 16
c. = 22
d. bar 1

14) Low positive correlation

Copyright © 2013 by Dr. Joseph Phillips

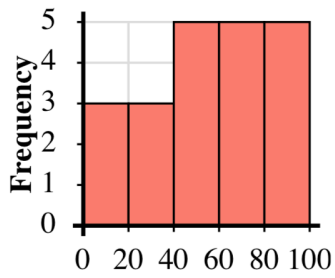
All rights reserved. No part of this publication may be reproduced, distributed, or transmitted in any form or by any means, including photocopying, recording, or other electronic or mechanical methods, without prior written permission from the author.

15) a. = 2
b. = 3

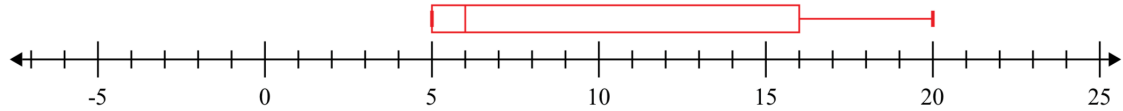
16) 9

17) no correlation

18)



19)



Mean: 6

Q1: 5

Q3: 16

Min: 5

Max: 20

20) D